

Top Banks in the World

Exploring current rankings and changes



These bank rankings are compiled from balance sheet information included in LexisNexis® Bankers Almanac® Counterparty KYC, the look-up tool that enables Know Your Customer (KYC) analysts in your organization to identify counterparties from around 21,000 financial institutions.

Assets under management (millions) per region

Top 50 banks

North America
\$91,609

Europe
\$159,877

APAC
\$606,857


1 Industrial & Commercial Bank of China Ltd (previous rank 1)



Assets (millions)
\$5,518,390



Change
+8.02



Capital (millions)
\$111,515

2 China Construction Bank Corporation (previous rank 2)



Assets (millions)
\$4,746,849



Change
+10.14



Capital (millions)
\$39,227

3 Agricultural Bank of China Ltd (previous rank 3)



Assets (millions)
\$4,560,950



Change
+9.43



Capital (millions)
\$67,448

4 Bank of China Ltd (previous rank 4)



Assets (millions)
\$4,192,746



Change
+12.15



Capital (millions)
\$46,189

5 JPMorgan Chase N.A. (previous rank 6)



Assets (millions)
\$3,306,982



Change
+9.31



Capital (millions)
\$2,028

6 BNP Paribas SA (previous rank 5)



Assets (millions)
\$2,982,191



Change
-2.41



Capital (millions)
\$29,825


7 China Development Bank (previous rank 7)



Assets (millions)
\$2,693,650



Change
+2.8




Capital (millions)
\$66,094

8 Bank of America N.A. (previous rank 10)



Assets (millions)
\$2,519,525




Change
+11.54




Capital (millions)
\$3,020

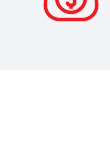
9 MUFG Bank Ltd (previous rank 9)



Assets (millions)
\$2,359,275




Change
-




Capital (millions)
\$15,536

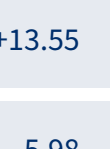
10 Crédit Agricole SA (previous rank 8)



Assets (millions)
\$2,347,717



Change
-2.51



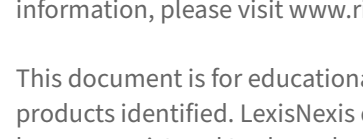
Capital (millions)
\$9,905

| Current Rank | Previous Rank | Bank | Assets USD (millions) | Change (%) | Capital USD (millions) |
|--------------|---------------|---|-----------------------|------------|------------------------|
| 11 | 11 | Sumitomo Mitsui Banking Corporation | \$2,069,704 | - | \$16,072 |
| 12 | 18 | Postal Savings Bank of China Co Ltd | \$1,975,037 | +13.55 | \$22,006 |
| 13 | 12 | Japan Post Bank Co Ltd | \$1,910,227 | -5.98 | \$28,700 |
| 14 | 20 | Bank of Communications Co Ltd | \$1,830,357 | +11.68 | \$11,652 |
| 15 | 13 | Banco Santander SA | \$1,806,485 | -2.46 | \$9,814 |
| 16 | 17 | Wells Fargo Bank N.A. | \$1,779,504 | +0.66 | \$519 |
| 17 | 16 | BPCE | \$1,716,136 | -3.37 | \$31,968 |
| 18 | 14 | Mizuho Bank Ltd | \$1,714,129 | -5.03 | \$11,513 |
| 19 | 19 | Citibank NA | \$1,669,227 | +0.46 | \$2,851 |
| 20 | 15 | Société Générale | \$1,657,756 | -6.54 | \$1,208 |
| 21 | 21 | Deutsche Bank AG | \$1,498,760 | -7.91 | \$5,989 |
| 22 | 24 | China Merchants Bank Co Ltd | \$1,451,171 | +13.29 | \$3,957 |
| 23 | 22 | Barclays Bank PLC | \$1,432,339 | -0.4 | \$3,167 |
| 24 | 23 | The Toronto-Dominion Bank | \$1,408,808 | +0.81 | \$26,167 |
| 25 | 26 | Royal Bank of Canada | \$1,379,392 | +13.09 | \$19,676 |
| 26 | 29 | Industrial Bank Co Ltd | \$1,349,814 | +11.61 | \$12,021 |
| 27 | 27 | Shanghai Pudong Development Bank Co Ltd | \$1,276,657 | +4.82 | \$4,605 |
| 28 | 28 | The Hongkong and Shanghai Banking Corporation Ltd | \$1,269,615 | +4.52 | \$22,093 |
| 29 | 31 | China Citic Bank Corporation Ltd | \$1,261,928 | +9.67 | \$7,678 |
| 30 | 25 | Intesa Sanpaolo SpA | \$1,210,111 | -1.71 | \$11,415 |
| 31 | 34 | Agricultural Development Bank of China | \$1,142,906 | - | \$20,376 |
| 32 | 35 | UBS AG | \$1,116,145 | -0.82 | \$338 |
| 33 | 33 | China Minsheng Banking Corporation Ltd | \$1,090,892 | +2.45 | \$6,869 |
| 34 | 30 | ING Bank NV | \$1,076,891 | -6.45 | \$594 |
| 35 | 32 | UniCredit SpA | \$1,037,672 | -9.28 | \$23,923 |
| 36 | 40 | The Bank of Nova Scotia | \$9,91,417 | +3.51 | \$19,677 |
| 37 | 41 | China Everbright Bank Co Ltd | \$9,26,035 | +12.6 | \$8,478 |
| 38 | 110 | La Banque Postale | \$874,255 | -3.42 | \$7,454 |
| 39 | 36 | The Norinchukin Bank | \$870,334 | -10.91 | \$33,130 |
| 40 | 56 | The Export-Import Bank of China | \$854,569 | +10.59 | \$23,535 |
| 41 | 42 | Commonwealth Bank of Australia | \$837,071 | +1.77 | \$25,118 |
| 42 | 50 | Bank of Montreal | \$836,970 | +4.77 | \$17,671 |
| 43 | 38 | Credit Suisse AG | \$829,062 | -10.99 | \$4,805 |
| 44 | 44 | Standard Chartered Bank | \$827,818 | +4.91 | \$1,539 |
| 45 | 43 | Lloyds Bank Plc | \$813,243 | -0.11 | \$2,123 |
| 46 | 37 | HSBC Bank Plc | \$804,828 | -12.93 | \$1,075 |
| 47 | 51 | Ping An Bank Co Ltd | \$772,165 | +12.79 | \$3,045 |
| 48 | 63 | CaixaBank SA | \$769,801 | +38.84 | \$9,125 |
| 49 | 39 | Banco Bilbao Vizcaya Argentaria SA | \$750,386 | -16.73 | \$3,698 |
| 50 | 46 | Banque Fédérative du Crédit Mutuel | \$750,367 | -2.58 | \$1,912 |

Note: This is the most recent data for top banks as of January 30th, 2023.

Changes are since September 2021

Find out how Bankers Almanac Counterparty KYC can offer you more insights on banks around the world. Visit risk.lexisnexis.com/fcc



LexisNexis® Risk Solutions harnesses the power of data and advanced analytics to provide insights that help businesses and governmental entities reduce risk and improve decisions to benefit people around the globe. We provide data and technology solutions for a wide range of industries including insurance, financial services, healthcare, and government. Headquartered in metro Atlanta, Georgia, we have offices throughout the world and are part of RELX (LSE: REL/NYSE: RELX), a global provider of information-based analytics and decision tools for professional and business customers. For more information, please visit www.risk.lexisnexis.com and www.relx.com.

This document is for educational purposes only and does not guarantee the functionality or features of any LexisNexis products identified. LexisNexis does not warrant this document is complete or error-free. LexisNexis and the Knowledge Burst logo are registered trademarks of RELX Inc. Bankers Almanac is a registered trademark of LexisNexis Data Services Ltd. Other products and services may be trademarks or registered trademarks of their respective companies.

Copyright © 2023 LexisNexis Risk Solutions. NXR16030-00-0523-EN-US