

LexisNexis® MarketView™ Provider Reimbursement Insights

See reimbursement rates across payers

Use claims-based intelligence to arm pricing and contracting teams with actionable insights into the competitive landscape.

Inform pricing models and strategies

LexisNexis® MarketView™ Provider Reimbursement Insights tells you precisely what's being paid for medical products and services in your area. Use this valuable information to negotiate contracts from a position of strength and allocate resources efficiently.

With a better understanding of your market, you can often find opportunities to reduce costs and boost your bottom line:

- **Payers** – See what other plans are paying for reimbursable services. Track and optimize your payouts in certain care settings and networks.
- **Providers** – Gain insight into the negotiated rates of other providers. Track and benchmark claims reimbursement across different care settings, drugs, procedures and other treatments across IDNs, regions and states.
- **Life Sciences Manufacturers** – Discover what payers are reimbursing for infused/injected drugs and other procedures. Benchmark pricing and optimize sales, and help providers maximize reimbursement of your products.
- **DME Suppliers** – Use reimbursement information to better understand and position your products in the competitive landscape.






Reporting across three levels

MarketView Provider Reimbursement Insights provides summary-level reports based on actual remitted medical claims data—not estimates—from sources that are updated daily. You select the HCPCS codes you'd like to see, and we provide a customized report that can be aggregated at any of the following three levels:

National	Geography	Payer/Payee
<ul style="list-style-type: none"> • Understand the average reimbursement by payer for a procedure code • Compare differences across codes • Understand how modifiers impact reimbursement 	<ul style="list-style-type: none"> • Based on payee location - Zip Code or MSA level • Understand the average coverage for a specific procedure code • Compare differences across geographic regions in amount and usage 	<ul style="list-style-type: none"> • Based on the payer and payee combination • Understand the average coverage for a specific procedure code • Compare differences across payers and payees in amount and usage

Reimbursed claims universe

MarketView Provider Reimbursement Insights includes:

	31,171 PROCEDURES AND INFUSED DRUGS
	2,590 PAYERS
	586,750 PAYEES
	94M UNIQUE PATIENTS
	551M UNIQUE CLAIMS

LexisNexis is working closely with several healthcare organizations to enhance MarketView Provider Reimbursement Insights and maximize its return on investment for our clients. If you would like to participate in any of our beta tests and provide feedback, please contact us.



Health Care

Align with market demands

Today's healthcare providers, payers and manufacturers need reliable, meaningful pricing data. MarketView Provider Reimbursement Insights provides accurate benchmarks that take the guesswork out of rate management and contract negotiations. Armed with claims-based intelligence, you can enter new markets with confidence, increase profits in existing markets and support a value-driven model.

For more information, call 866.396.7703 or visit risk.lexisnexis.com/healthcare

About LexisNexis® Risk Solutions

LexisNexis Risk Solutions harnesses the power of data and advanced analytics to provide insights that help businesses and governmental entities reduce risk and improve decisions to benefit people around the globe. We provide data and technology solutions for a wide range of industries including insurance, financial services, healthcare and government. Headquartered in metro Atlanta, Georgia, we have offices throughout the world and are part of RELX Group (LSE: REL/NYSE: RELX), a global provider of information and analytics for professional and business customers across industries. RELX is a FTSE 100 company and is based in London. For more information, please visit www.risk.lexisnexis.com and www.relx.com.

Our healthcare solutions combine proprietary analytics, science and technology with the industry's leading sources of provider, member, claims and public records information to improve cost savings, health outcomes, data quality, compliance and exposure to fraud, waste and abuse.

MarketView Provider Reimbursement Insights provided by LexisNexis is not provided by "consumer reporting agencies" as that term is defined in the Fair Credit Reporting Act (15 U.S.C. § 1681, et seq.) ("FCRA") and does not constitute a "consumer report" as that term is defined in the FCRA. MarketView Provider Reimbursement Insights may not be used in whole or in part as a factor in determining eligibility for credit, insurance, or employment or for any other eligibility purpose that would qualify it as a consumer report under the FCRA. Due to the nature and origin of public record information, the public records and commercially available data sources used in reports may contain errors. Source data is sometimes reported or entered inaccurately, processed poorly or incorrectly, and is generally not free from defect. This product or service aggregates and reports data, as provided by the public records and commercially available data sources, and is not the source of the data, nor is it a comprehensive compilation of the data. Before relying on any data, it should be independently verified. LexisNexis and the Knowledge Burst logo are registered trademarks of RELX Inc. Copyright © 2018 LexisNexis. All rights reserved. NXR12344-01-0818-EN-US