

THE NEW CYBERCRIME LANDSCAPE IN LATAM

The LexisNexis® Risk Solutions Cybercrime Report
July to December 2020

TRANSACTION AND ATTACK PATTERNS



875M
transactions
processed



33M
human-initiated
attack volume



44M
automated bot
attack volume

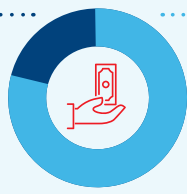


DESKTOP

MOBILE

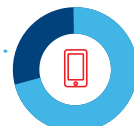
TRANSACTIONS Split by Channel

21% **79%**



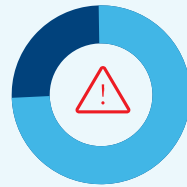
MOBILE TRANSACTIONS Split by Browser/App

28% **72%**



ATTACKS Split by Channel

25% **75%**



+2% **increase** in percentage of attacks
coming from mobile devices YOY


TOP 5 ATTACKERS



Across the full year analysis of 2020, the largest growth in attack volume globally came from **Guatemala**.

POSITION AGAINST GLOBAL FIGURES

ATTACK RATE



TOP 5 ATTACK DESTINATIONS



For further insights, download the LexisNexis Risk Solutions Cybercrime Report at risk.lexisnexis.com/Cybercrime-Report