

THE NEW CYBERCRIME LANDSCAPE IN APAC

The LexisNexis® Risk Solutions Cybercrime Report
July to December 2020

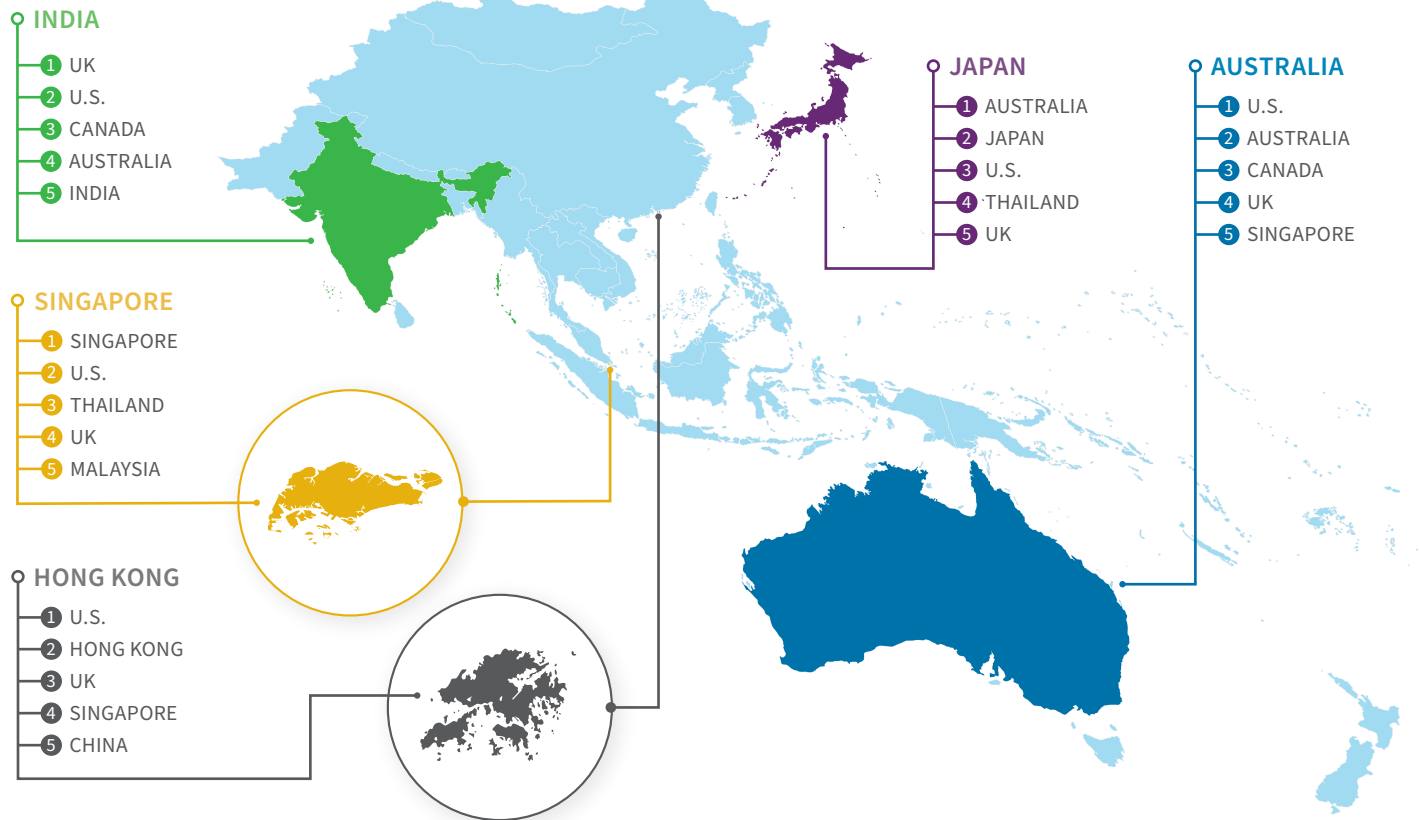


APAC COUNTRY COMPARISONS

Fraud continues to be an international issue, though home grown fraud remains a risk.

The top 5 attack destinations are a mix of the largest global economies, with some regional attack targets, such as Australia and Hong Kong.

TOP 5 ATTACK DESTINATIONS



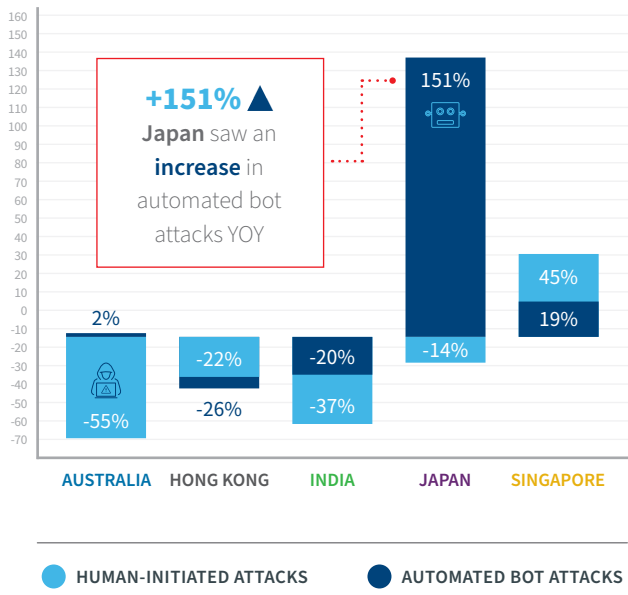
ATTACK RATES



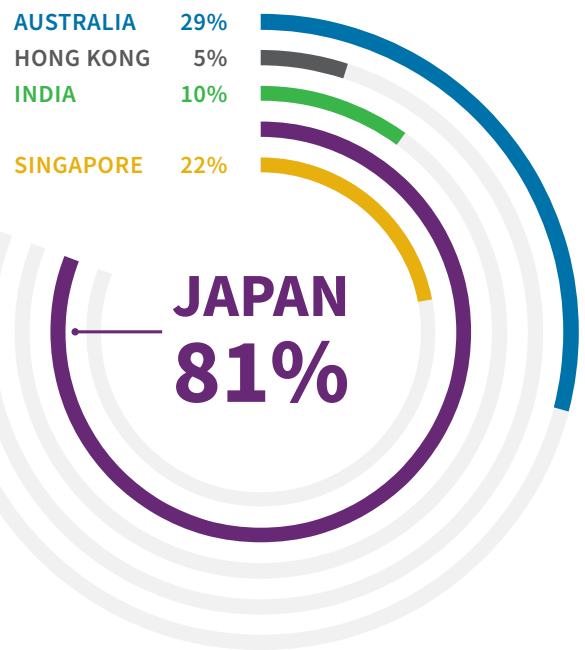
	AUSTRALIA	HONG KONG	INDIA	JAPAN	SINGAPORE
OVERALL	0.60%	1.00%	2.90%	1.20%	2.70%
DESKTOP	0.80%	2.00%	2.20%	1.40%	3.40%
MOBILE BROWSER	0.70%	1.90%	7.80%	0.90%	3.40%
MOBILE APP	0.40%	0.30%	1.70%	3.40%	2.00%

ATTACKS YEAR-ON-YEAR

Human-initiated attacks were generally lower year-on-year, it's clear the issue of attacks remains problematic with the increases, particularly with automated bot attacks.



TRANSACTION GROWTH YEAR-ON-YEAR



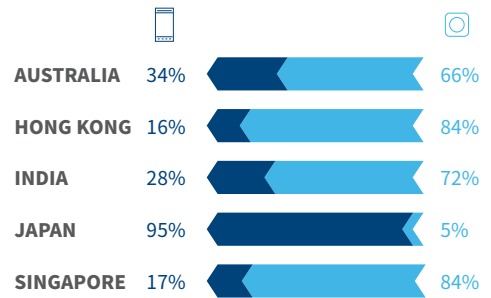
DESKTOP VS. MOBILE

The numbers generally reflect the transactions split by channel, showing that the risk is relative to the usage by customers.

TRANSACTIONS Split by Channel



MOBILE TRANSACTIONS Split by Browser/App



ATTACKS Split by Channel



+19% ▲ Singapore saw an increase in percentage of attacks coming from mobile devices YOY

AUSTRALIA	-6% ▼
HONG KONG	-25% ▼
INDIA	-9% ▼
JAPAN	-26% ▼

For further insights, download the LexisNexis Risk Solutions Cybercrime Report at risk.lexisnexis.com/Cybercrime-Report