

# THE NEW CYBERCRIME LANDSCAPE IN APAC

The LexisNexis® Risk Solutions Cybercrime Report  
July to December 2020

## TRANSACTION AND ATTACK PATTERNS




**1.7B** transactions processed




human-initiated attack volume **33M**



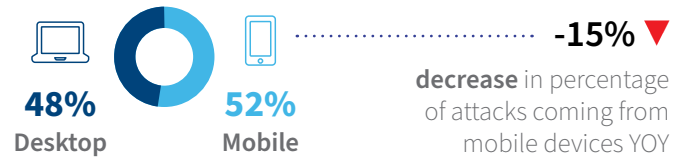
automated bot attack volume **142M**




### TRANSACTIONS SPLIT BY CHANNEL



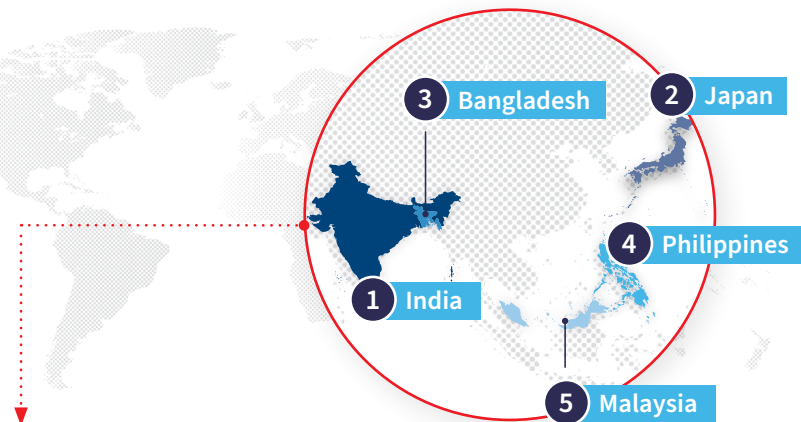
### ATTACKS SPLIT BY CHANNEL



## POSITION AGAINST GLOBAL FIGURES



## TOP 5 ATTACKERS



## TOP 5 ATTACK DESTINATIONS



For further insights, download the LexisNexis Risk Solutions Cybercrime Report at [risk.lexisnexis.com/Cybercrime-Report](https://risk.lexisnexis.com/Cybercrime-Report)