

THE NEW CYBERCRIME LANDSCAPE IN EMEA

The LexisNexis® Risk Solutions Cybercrime Report
July to December 2020


TRANSACTION AND ATTACK PATTERNS



8.7B
transactions processed



60M
human-initiated attack volume



256M
automated bot attack volume

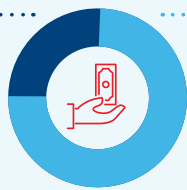


DESKTOP


MOBILE

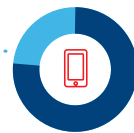
TRANSACTIONS Split by Channel

23%   **77%**



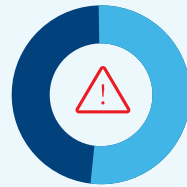
MOBILE TRANSACTIONS Split by Browser/App


23%   **77%**



ATTACKS Split by Channel


44%   **56%**



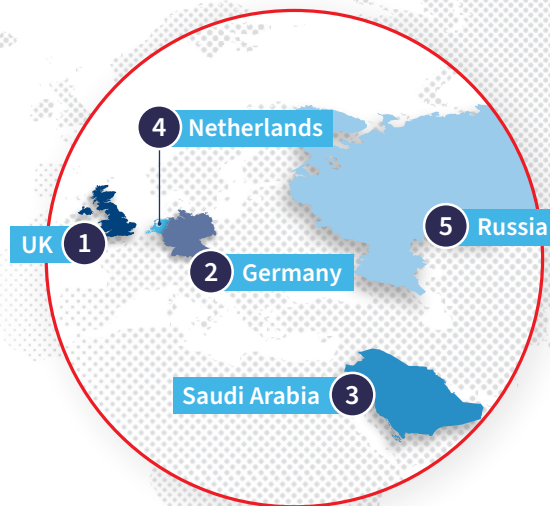
-13%  decrease in percentage of attacks coming from mobile devices YOY

POSITION AGAINST GLOBAL FIGURES

ATTACK RATE



TOP 5 ATTACKERS



TOP 5 ATTACK DESTINATIONS



For further insights, download the LexisNexis Risk Solutions Cybercrime Report at risk.lexisnexis.com/Cybercrime-Report